

FLEXIA FG



Designer : iOL Design



The ultimate platform for your unique urban lighting solution

Various designs, many configurations, one single DNA. FLEXIA is the ultimate platform to create your unique urban lighting solution. Focus on creating a unique ambiance for people living and visiting your spaces instead of dealing with non-stop constraints. With no technical limitations, more design consistency and the guarantee of the latest innovations, FLEXIA offers a versatile technological platform with refined aesthetics. FLEXIA incorporates a refined design with an advanced and interchangeable technology compatible with a circular economy. Ideal for large boulevards, city centres, public squares, bike paths and other urban outdoor areas, FLEXIA delivers a high-quality lighting with design consistency and lowers the carbon footprint for towns and cities - creating a safe and attractive environment.

IP 66	IK 09	
	CE	UK CA
		PLUS x 02 x
UL 1598 CSA C22.2 No. 250.0		005 certification



Concept

FLEXIA FG is a versatile, side-entry or suspended, decorative luminaire, designed to provide the greatest modularity and easy customisation. Available in two sizes (Midi and Maxi), it is composed of an aluminum body sealed with a glass protector.

FLEXIA FG offers three different decorative crowns: the Mona as standard and the Lisa or Scala as options. Both the Lisa and Scala crowns can have a customised finish (colour, pattern, texture) to enhance your identity.

FLEXIA FG is part of the FLEXIA range and shares the same technical architecture for more consistency and interchangeability. It relies on the new LensoFlex®4 photometrical engine, developed on a concept of performance, dark-sky compliance (PureNight) and versatility, and use the same CR-Kit that regroups the LEDs, lenses, gear and electrical accessories on a tool-free removable unit. This standardisation of internal components enables an easier and more cost-effective management of spare parts. To simplify installation, FLEXIA FG is delivered pre-cabled. FLEXIA FG offers tool-free access to the gear compartment. For safety reasons, it includes an instant electrical disconnection on opening.

It is available with various connectivity options (NEMA or Zhaga), sensors and the FlexiWhite solution that adapts the colour temperature of the lighting to the need of the space and the moment.

Built with recyclable materials and with an architecture designed for easy service, FLEXIA FG is a role model for a circular economy.



FLEXIA FG is available with three different crowns with their own customised design for a unique identity.



FLEXIA FG is designed for side-entry mounting with the versatile SOFIA bracket, enabling numerous configurations.



FLEXIA FG includes an instant electrical disconnection on opening and a complete tool-free removable LED engine.



To remain as open and interoperable as possible, FLEXIA FG is available with both NEMA or Zhaga sockets and complies with the ZD4i standard.

TYPES OF APPLICATION

- URBAN & RESIDENTIAL STREETS
- BRIDGES
- BIKE & PEDESTRIAN PATHS
- RAILWAY STATIONS & METROS
- SQUARES & PEDESTRIAN AREAS
- ROADS & MOTORWAYS

KEY ADVANTAGES

- State-of-the-art LED modular platform that can be endlessly customised
- Design consistency for all urban applications
- Tool-free philosophy: opening, cabling and LED engine removal
- PureNight: dark-sky and low-glare lighting distributions
- FlexiWhite option for human-centric and nature-friendly scenarios
- Supplied pre-cabled to facilitate its installation
- Connected-ready for your future Smart city requirements
- Based on open and interoperable standards
- Compatible with the Schröder EXEDRA control platform
- Numerous mounting possibilities
- Zhaga-D4i certified

FLEXIA FG | Sofia bracket



FLEXIA FG | Evens bracket (Midi only)



FLEXIA FG | Catenary (Midi only)



FLEXIA FG | Available crowns






LensoFlex®4

LensoFlex®4 maximises the heritage of the LensoFlex® concept with a very compact yet powerful photometric engine based upon the addition principle of photometric distribution. The number of LEDs in combination with the driving current determines the intensity level of the light distribution. With optimised light distributions and very high efficiency, this fourth generation enables the products to be downsized to meet application requirements with an optimised solution in terms of investment.

LensoFlex®4 optics can feature backlight control to prevent intrusive lighting, or a glare limiter for high visual comfort.

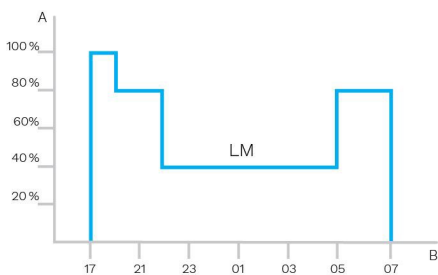




Custom dimming profile

Intelligent luminaire drivers can be programmed with complex dimming profiles. Up to five combinations of time intervals and light levels are possible. This feature does not require any extra wiring.

The period between switching on and switching off is used to activate the preset dimming profile. The customised dimming system generates maximum energy savings while respecting the required lighting levels and uniformity throughout the night.




A. Dimming level | B. Time



Daylight sensor / photocell

Photocell or daylight sensors switch the luminaire on as soon natural light falls to a certain level. It can be programmed to switch on during a storm, on a cloudy day (in critical areas) or only at nightfall so as to provide safety and comfort in public spaces.



PIR sensor: motion detection

In places with little nocturnal activity, lighting can be dimmed to a minimum most of the time. By using passive infrared (PIR) sensors, the level of light can be raised as soon as a pedestrian or a slow vehicle is detected in the area.

Each luminaire level can be configured individually with several parameters such as minimum and maximum light output, delay period and ON/OFF duration time. PIR sensors can be used in an autonomous or interoperable network.

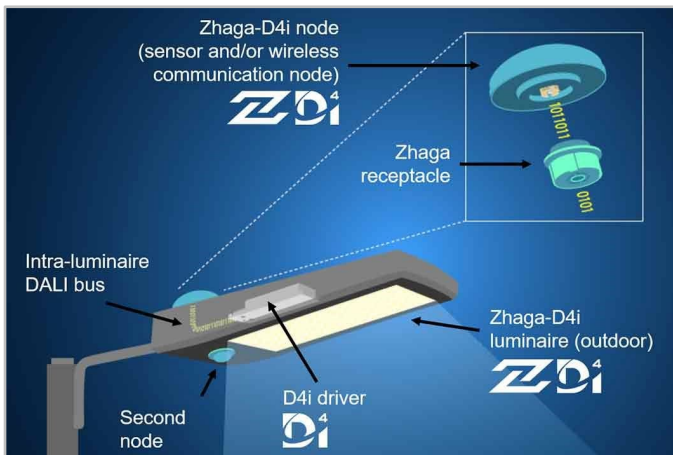


The Zhaga consortium joined forces with the DiiA and produced a single Zhaga-D4i certification that combines the Zhaga Book 18 version 2 outdoor connectivity specifications with the DiiA's D4i specifications for intra-luminaire DALI.

2 sockets: top and bottom



The Zhaga socket is small and suited to applications where aesthetics is essential. The architecture of Zhaga-D4i also foresees the possibility of putting two sockets on one luminaire, allowing for instance, the combination of a detection sensor and a control node. This also has the added value of standardising certain detection sensor communications with the D4i protocol.



Standardisation for interoperable ecosystems



As a founding member of the Zhaga consortium, Schröder has participated in the creation of, and therefore supports, the Zhaga-D4i certification program and the initiative of this group to standardise an interoperable ecosystem. The D4i specifications take the best of the standard DALI2 protocol and adapt it to an intra-luminaire environment but it has certain limitations. Only luminaire mounted control devices can be combined with a Zhaga-D4i luminaire.

According to the specification, control devices are limited respectively to 2W and 1W average power consumption.

Certification program

The Zhaga-D4i certification covers all the critical features including mechanical fit, digital communication, data reporting and power requirements within a single luminaire, ensuring plug-and-play interoperability of luminaires (drivers) and peripherals such as connectivity nodes.

Cost-effective solution

A Zhaga-D4i certified luminaire includes drivers offering features that had previously been in the control node, like energy metering, which has in turn simplified the control device therefore reducing the price of the control system.

Schröder EXEDRA is the most advanced lighting management system on the market for controlling, monitoring and analysing streetlights in a user-friendly way.



Standardisation for interoperable ecosystems

Schröder plays a key role in driving standardisation with alliances and partners such as uCIFI, TALQ or Zhaga. Our joint commitment is to provide solutions designed for vertical and horizontal IoT integration. From the body (hardware) to the language (data model) and the intelligence (algorithms), the complete Schröder EXEDRA system relies on shared and open technologies. Schröder EXEDRA also relies on Microsoft™ Azure for cloud services, provided with the highest levels of trust, transparency, standards conformance and regulatory compliance.

Breaking the silos


With EXEDRA, Schröder has taken a technology-agnostic approach: we rely on open standards and protocols to design an architecture able to interact seamlessly with third-party software and hardware solutions. Schröder EXEDRA is designed to unlock complete interoperability, as it offers the ability to:

- control devices (luminaires) from other brands
- manage controllers and to integrate sensors from other brands
- connect with third-party devices and platforms

A plug-and-play solution

As a gateway-less system using the cellular network, an intelligent automated commissioning process recognises, verifies and retrieves luminaire data into the user interface. The self-healing mesh between luminaire controllers enables real-time adaptive lighting to be configured directly via the user interface. OWLET IV luminaire controllers, optimised for Schröder EXEDRA, operate Schröder's luminaires and luminaires from third parties. They use both cellular and mesh radio networks, optimising geographical coverage and redundancy for continuous operation.

Tailored experience



Schröder EXEDRA includes all advanced features needed for smart device management, real-time and scheduled control, dynamic and automated lighting scenarios, maintenance and field operation planning, energy consumption management and third-party connected hardware integration. It is fully configurable and includes tools for user management and multi-tenant policy that enables contractors, utilities or big cities to segregate projects.

A powerful tool for efficiency, rationalisation and decision making

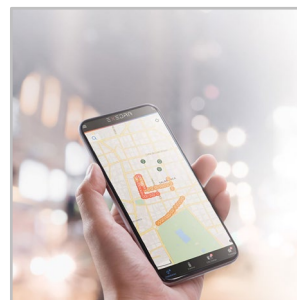
Data is gold. Schröder EXEDRA brings it with all the clarity managers need to drive decisions. The platform collects massive amounts of data from end devices and, aggregates, analyses and intuitively displays them to help end-users take the right actions.

Protected on every side




Schröder EXEDRA provides state-of-the-art data security with encryption, hashing, tokenisation, and key management practices that protect data across the whole system and its associated services. The whole platform is ISO 27001 certified. It demonstrates that Schröder EXEDRA meets the requirements for establishing, implementing, maintaining and continually improving security management.

Mobile App: any time, any place, connect to your street lighting

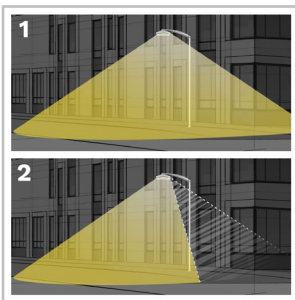


The Schröder EXEDRA mobile application offers the essential functionalities of the desktop platform, to accompany all types of operator on site in their daily effort to maximise the potential of connected lighting. It enables real-time control and settings, and contributes to effective maintenance.

With the PureNight concept, Schröder offers the ultimate solution for restoring the night sky without switching off cities, while maintaining safety and well-being for people and preserving wildlife. The PureNight concept guarantees that your Schröder lighting solution satisfies environmental laws and requirements. Well-designed LED lighting has the potential to improve the environment in all respects.



Direct the light only where it is wanted and needed



1. Without backlight
2. With backlight

Schröder is renowned for its expertise in photometry. Our optics direct light only where it is wanted and needed. However, light trespass behind the luminaire might be a key concern when it comes to protecting a sensitive wildlife habitat or avoiding intrusive lighting towards buildings. Our fully integrated backlight solutions easily address this potential risk.

Offer maximum visual comfort to people



Because of the lower installation height compared to road lighting, visual comfort is an essential aspect of urban lighting. Schröder designs lenses and accessories to minimise any type of glare (distracting, discomforting, disabling glare and blinding glare). Our design offices harness a range of possibilities to find the best solutions for each project and ensure that we provide a gentle light that delivers the best night-time experience.

Protect wildlife



If not well designed, artificial lighting can badly affect wildlife. Blue light and excessive intensity can have a damaging effect on all types of life. Blue light radiation has the ability to suppress the production of melatonin, the hormone that contributes to the regulation of the circadian rhythm. It can also alter the behavioural patterns of animals including bats and moths, as it can change their movements towards or away from light sources. Schröder favours warm white LEDs with minimal blue light, combined with advanced control systems including sensors. This enables permanent adaptation of the lighting to the real needs of the moment, minimising disturbance to the fauna and flora.

Choose a Dark Sky certified luminaire



The International Dark-Sky Association (IDA) is the recognised authority on light pollution. It provides leadership, tools and resources to industries and companies willing to reduce light pollution. The IDA's Fixture Seal of Approval programme certifies outdoor lighting fixtures as being Dark Sky Friendly. All products approved by this programme must comply with the following criteria:

- The light sources shall have a maximum correlated colour temperature of 3000K;
- Uplight allowance limited to 0.5% of total output, or 50 lumens, with no more than 10 lumens in the 90-100 degree UL zone;
- The luminaires must have a dimming capability to 10% of full rating;
- The luminaires must be equipped with a fixed mounting option;
- The luminaires must have Safety Certification by an independent laboratory.

This approved Schröder range of luminaires complies with these requirements.

GENERAL INFORMATION

Recommended installation height	4m to 12m 13' to 39'
FutureProof	Easy replacement of the photometric engine and electronic assembly on-site
Circle Light label	Score ≥90 - The product fully meets circular economy requirements
Driver included	Yes
CE mark	Yes
CB mark	Yes
ENEC certified	Yes
ENEC+ certified	Yes
UL certified	Yes
ROHS compliant	Yes
Dark Sky friendly lighting (IDA certification)	Yes
Zhaga-D4i certified	Yes
French law of December 27th 2018 - Compliant with application type(s)	a, b, c, d, e, f, g
BE 005 certified	Yes
RCM mark	Yes
UKCA marking	Yes
Testing standard	LM 79-08 (all measurements in ISO17025 accredited laboratory)

· Meets IDA Dark Sky requirements when equipped with a fixed mounting option.

HOUSING AND FINISH

Housing	Aluminium
Optic	PMMA
Protector	Tempered glass
Housing finish	Polyester powder coating
Standard colour(s)	AKZO grey 900 sanded
Tightness level	IP 66
Impact resistance	IK 09
Vibration test	Compliant with modified IEC 68-2-6 (0.5G)
Access for maintenance	Tool-less access to gear compartment

· Any other RAL or AKZO colour upon request

OPERATING CONDITIONS

Operating temperature range (Ta)	-40°C up to +55°C / -40°F up to 131°F with wind effect
----------------------------------	--

· Depending on the luminaire configuration. For more details, please contact us.

ELECTRICAL INFORMATION

Electrical class	Class I EU, Class II EU
Nominal voltage	120-277V – 50-60Hz 220-240V – 50-60Hz 347V – 50-60Hz
Surge protection options (kV)	10 20
Electromagnetic compatibility (EMC)	EN 55015 / EN 61000-3-2 / EN 61000-4-5 / EN 61547
Control protocol(s)	1-10V, DALI
Control options	AmpDim, Bi-power, Custom dimming profile, Photocell, Remote management
Socket	Zhaga (optional) NEMA 7-pin (optional)
Associated control system(s)	Schröder EXEDRA
Sensor	PIR (optional)

· PIR only available for FLEXIA Midi

OPTICAL INFORMATION

LED colour temperature	2200K (Warm White WW 722) 2700K (Warm White WW 727) 3000K (Warm White WW 730) 3000K (Warm White WW 830) 4000K (Neutral White NW 740)
Colour rendering index (CRI)	>70 (Warm White WW 722) >70 (Warm White WW 727) >70 (Warm White WW 730) >80 (Warm White WW 830) >70 (Neutral White NW 740)
ULOR	0%
ULR	0%

· Meets IDA Dark Sky requirements when fitted with LEDs of 3000K or less.

· ULOR may be different according to the configuration. Please consult us.

· ULR may be different according to the configuration. Please consult us.

LIFETIME OF THE LEDS @ TQ 25°C

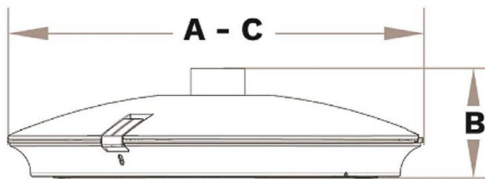
All configurations	100,000h - L95
--------------------	----------------

· Lifetime may be different according to the size/configurations. Please consult us.

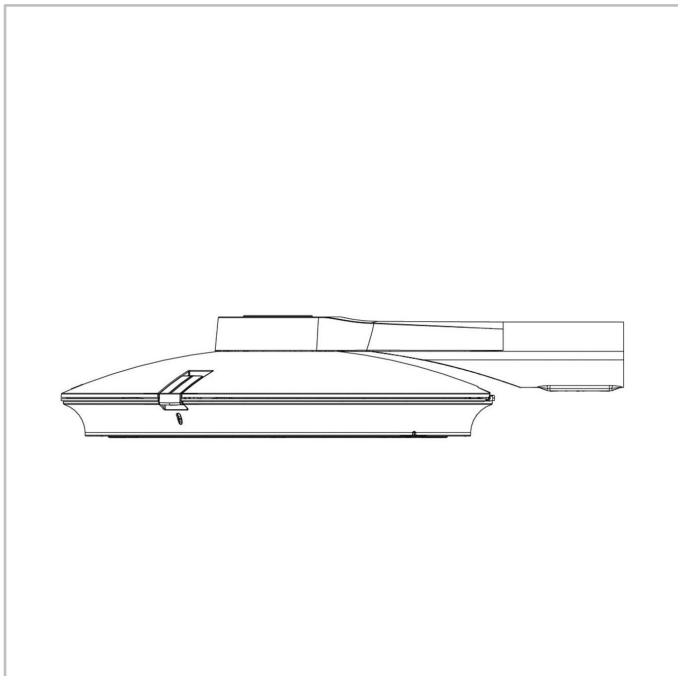
DIMENSIONS AND MOUNTING

AxBxC (mm inch)	FLEXIA FG MIDI : 504x140x504 19.8x5.5x19.8 FLEXIA FG MAXI : 610x168x610 24.0x6.6x24.0
Weight (kg lbs)	FLEXIA FG MIDI : 9.6 21.1 FLEXIA FG MAXI : 14.3 31.4
Aerodynamic resistance (CxS)	FLEXIA FG MIDI : 0.11 FLEXIA FG MAXI : 0.10
Mounting possibilities	Side-entry slip-over – Ø60mm Side-entry penetrating – Ø48mm Suspended 1" gas male Suspended 1" gas female Catenary Surface mounting On a dedicated range of poles/brackets Wall-mounted Suspended ¾" gas

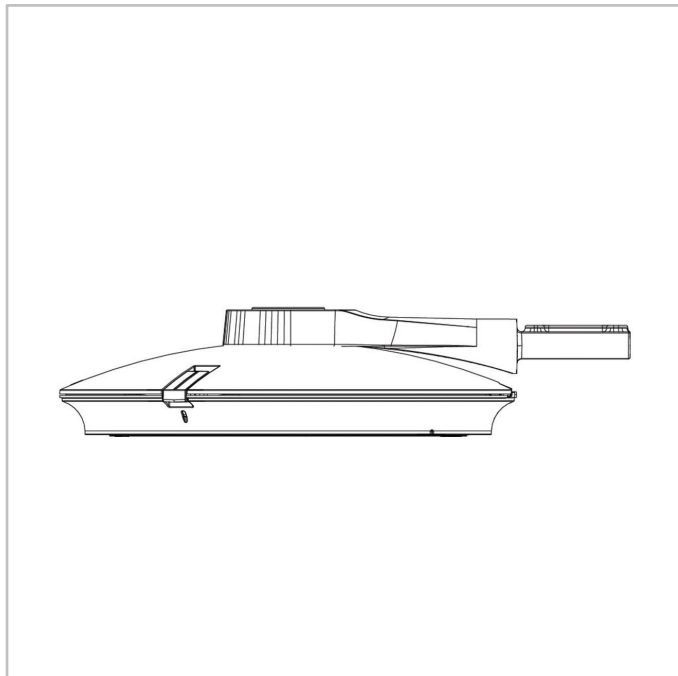
· For more information about mounting possibilities, please consult the installation sheet.



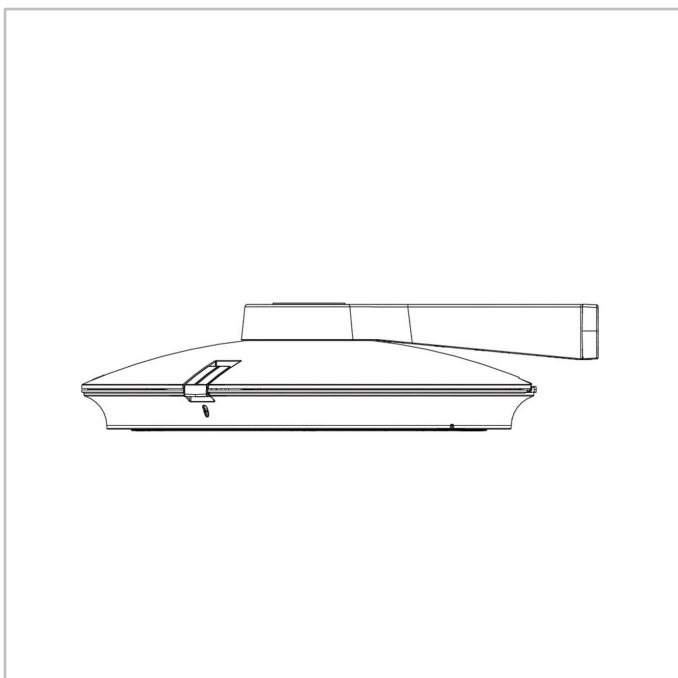
FLEXIA FG | Side-entry enclosing Ø60mm mounting (L2)



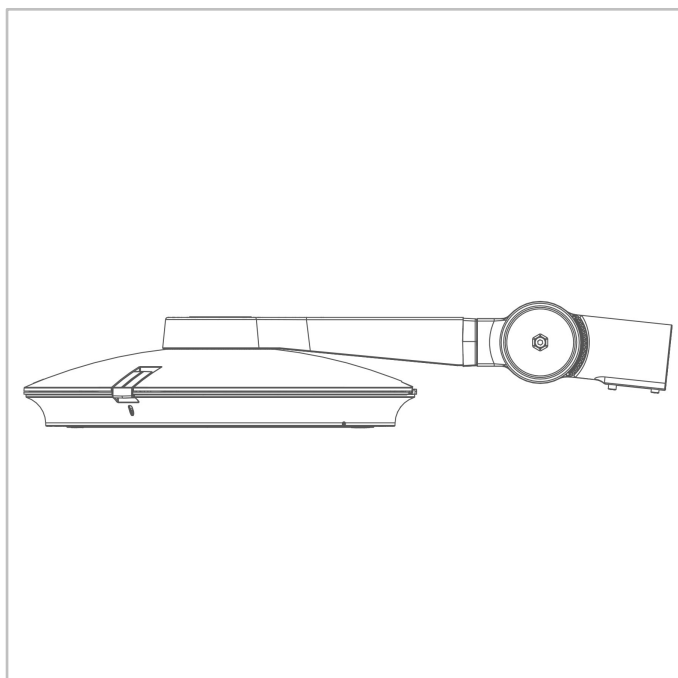
FLEXIA FG | Side-entry penetrating spigot Ø48mm (L3)



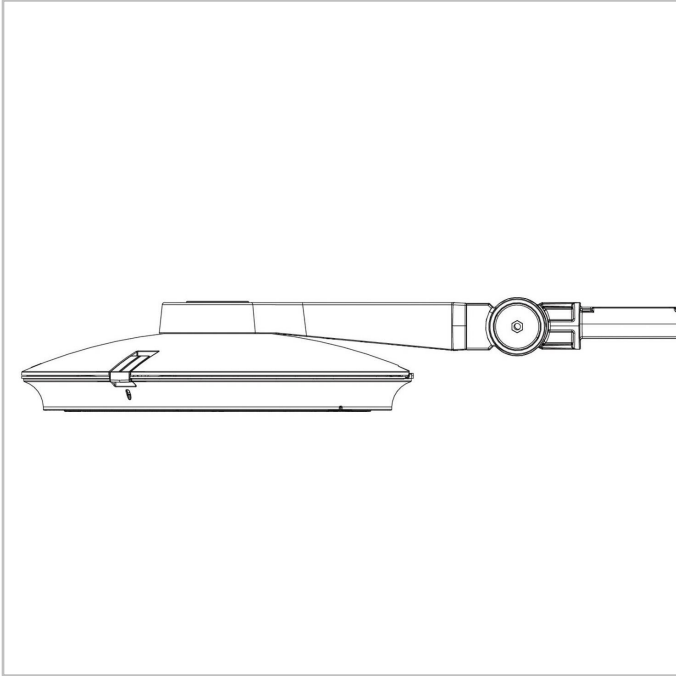
FLEXIA FG | Side-entry 40X40 square direct mounting (E1)



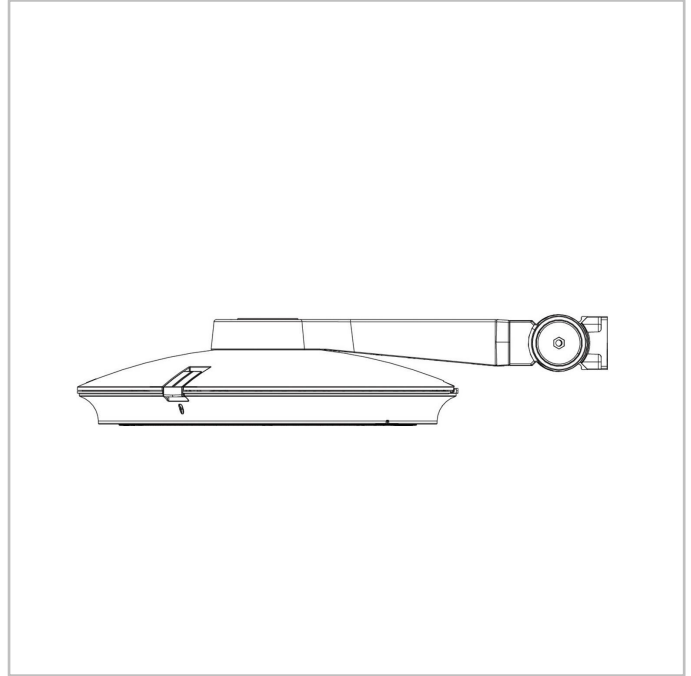
FLEXIA FG | Knuckle joint side-entry enclosing Ø60mm mounting (A6)



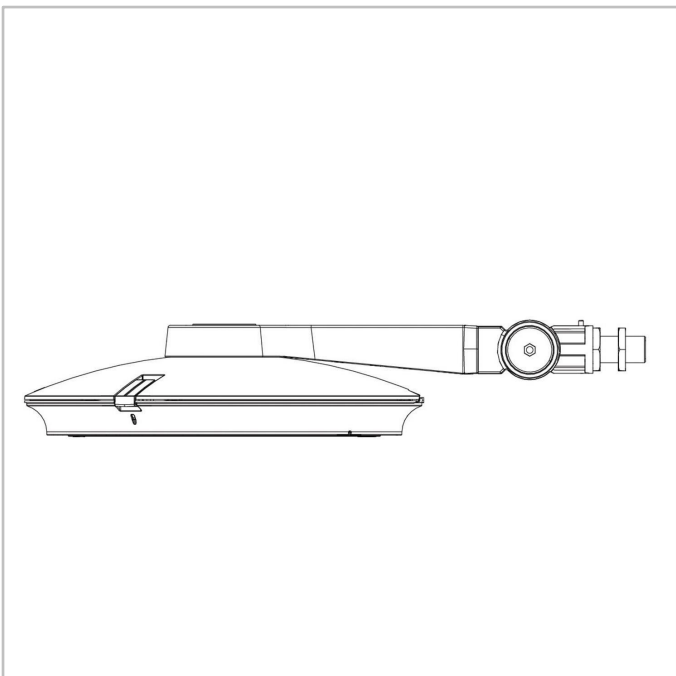
FLEXIA FG | Knuckle joint side-entry penetrating $\varnothing 48\text{mm}$ spigot (A5)



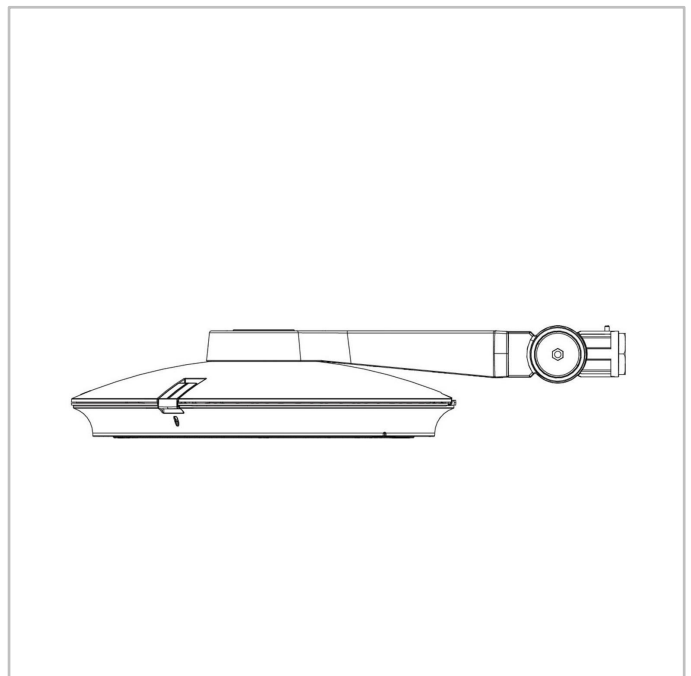
FLEXIA FG | Knuckle joint side-entry 60X50 square mounting (A2)



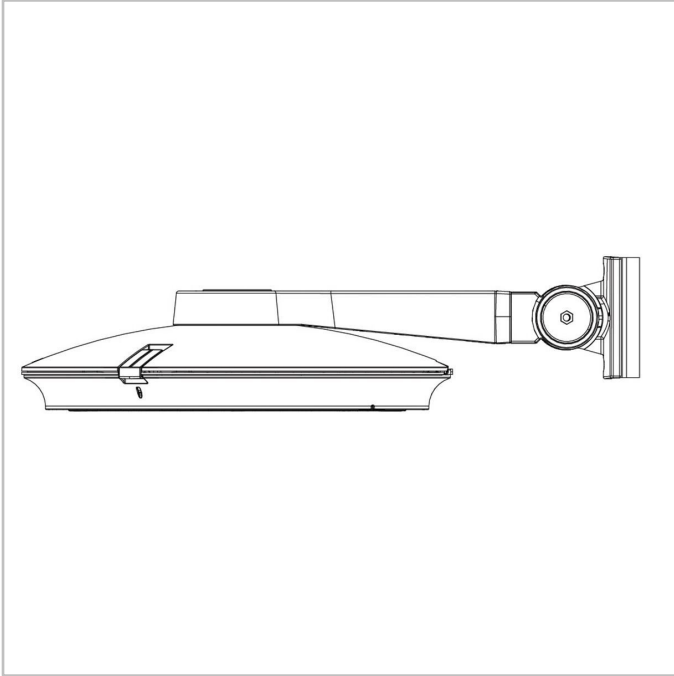
FLEXIA FG | Knuckle joint 1" gas male side entry mounting (A3)



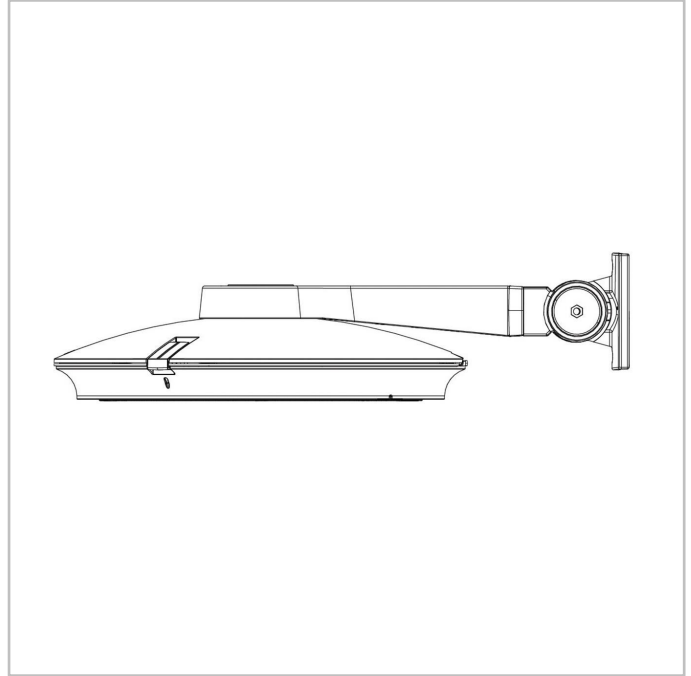
FLEXIA FG | Knuckle joint 1" gas female side entry mounting (A4)



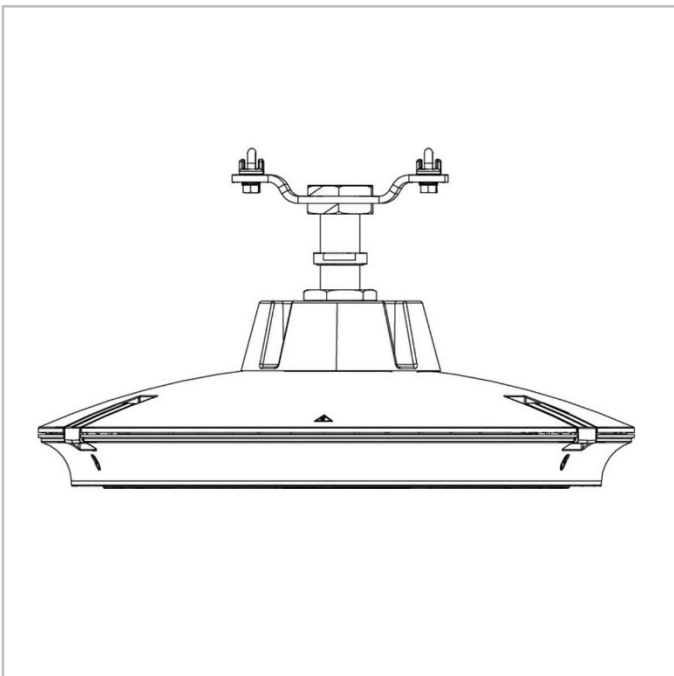
FLEXIA FG | Knuckle joint surface mounting (WB)



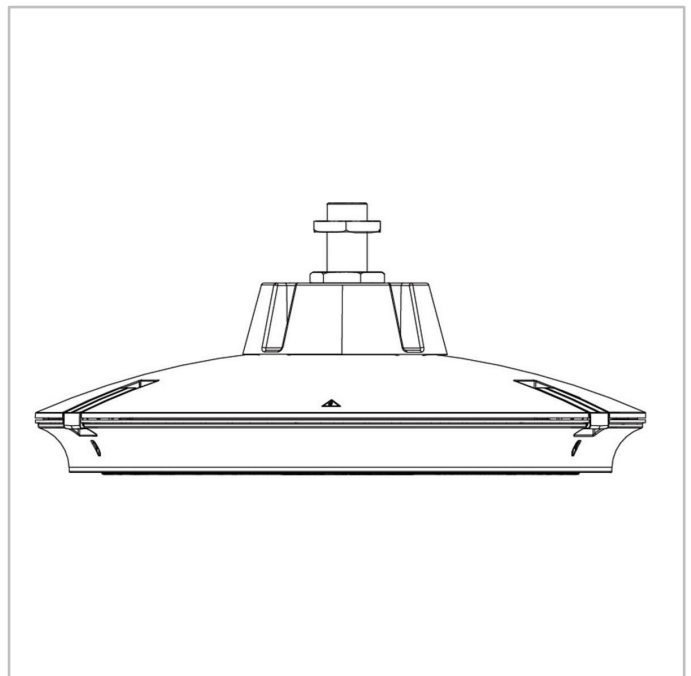
FLEXIA FG | Knuckle joint rear bracket mounting (WM)



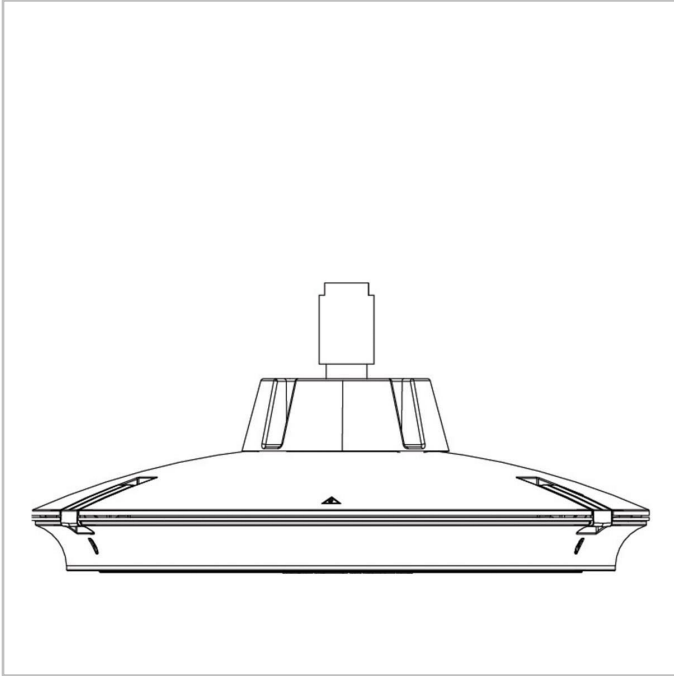
FLEXIA FG | Catenary fixed mounting (S8)



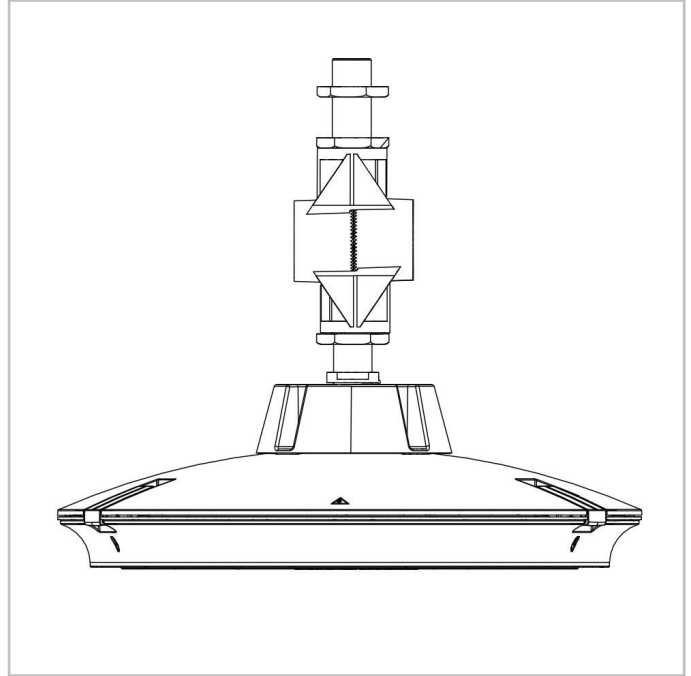
FLEXIA FG | Suspended with fixed 1" gas male mounting (S2)



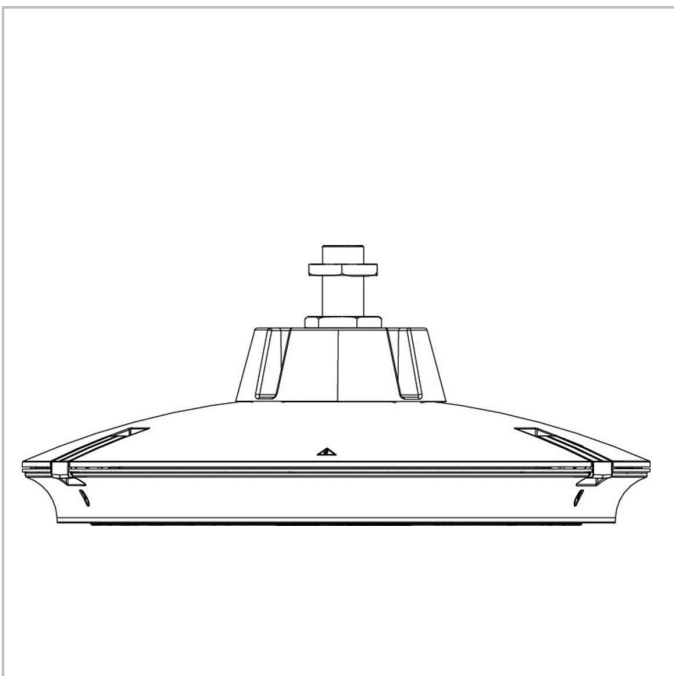
FLEXIA FG | Suspended with fixed 1" gas female enclosing mounting (S3)



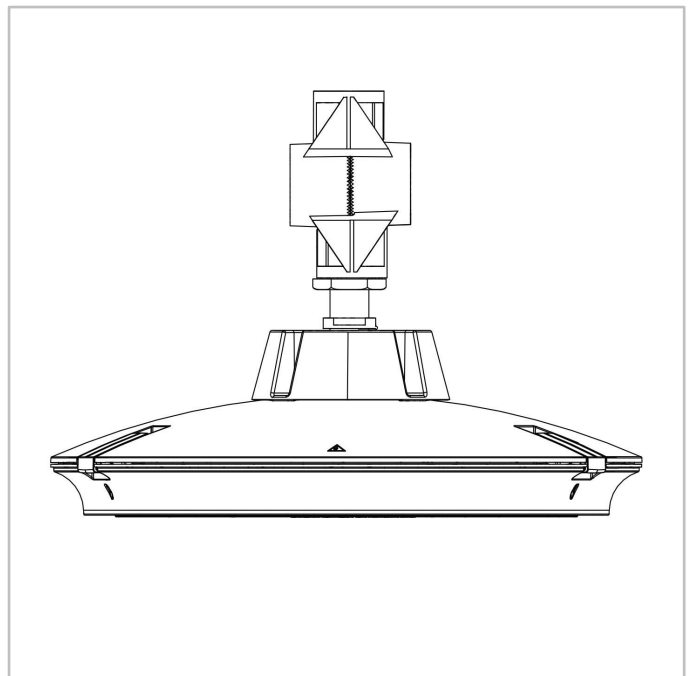
FLEXIA FG | Suspended with knuckle joint 1" gas male mounting (S4)



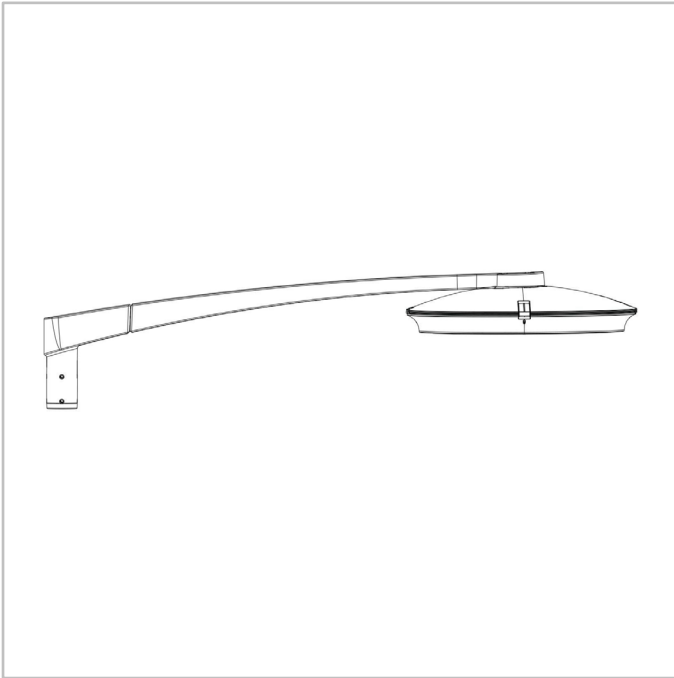
FLEXIA FG | Suspended with fixed 3/4" gas (S6)



FLEXIA FG | Suspended and knuckle joint 1" gas female enclosing mounting (S5)



FLEXIA FG | SOFIA bracket (F0)





Number of LEDs	Luminaire output flux (lm)										Power consumption (W)		Luminaire efficacy (lm/W)
	Warm White WW 722		Warm White WW 727		Warm White WW 730		Warm White WW 830		Neutral White NW 740		Min	Max	
	Min	Max	Min	Max	Min	Max	Min	Max	Min	Max			Up to
10	600	2200	700	2500	800	2700	700	2600	800	2800	7	22	145
20	1300	6000	1500	6900	1600	7500	1500	7100	1600	7700	13	67	155
30	1900	6900	2200	7900	2400	8700	2300	8100	2500	8900	19	67	157
40	2600	9100	3000	10400	3200	11400	3000	10800	3300	11700	25	89	159

Tolerance on LED flux is ± 7% and on total luminaire power ± 5 %



Number of LEDs	Luminaire output flux (lm)										Power consumption (W)		Luminaire efficacy (lm/W)
	Warm White WW 722		Warm White WW 727		Warm White WW 730		Warm White WW 830		Neutral White NW 740		Min	Max	
	Min	Max	Min	Max	Min	Max	Min	Max	Min	Max			Up to
50	3200	12800	3700	14700	4000	16100	3800	15200	4100	16600	31	126	164
60	3800	14600	4400	16800	4800	18400	4500	17300	5000	18900	36	151	165
70	4500	16000	5200	18400	5600	20100	5300	18900	5800	20700	41	154	172
80	5100	17800	5900	20500	6400	22400	6100	21100	6600	23100	46	176	173

Tolerance on LED flux is ± 7% and on total luminaire power ± 5 %

